



COVID-19 Update

[#KeepKidsLearning](#)

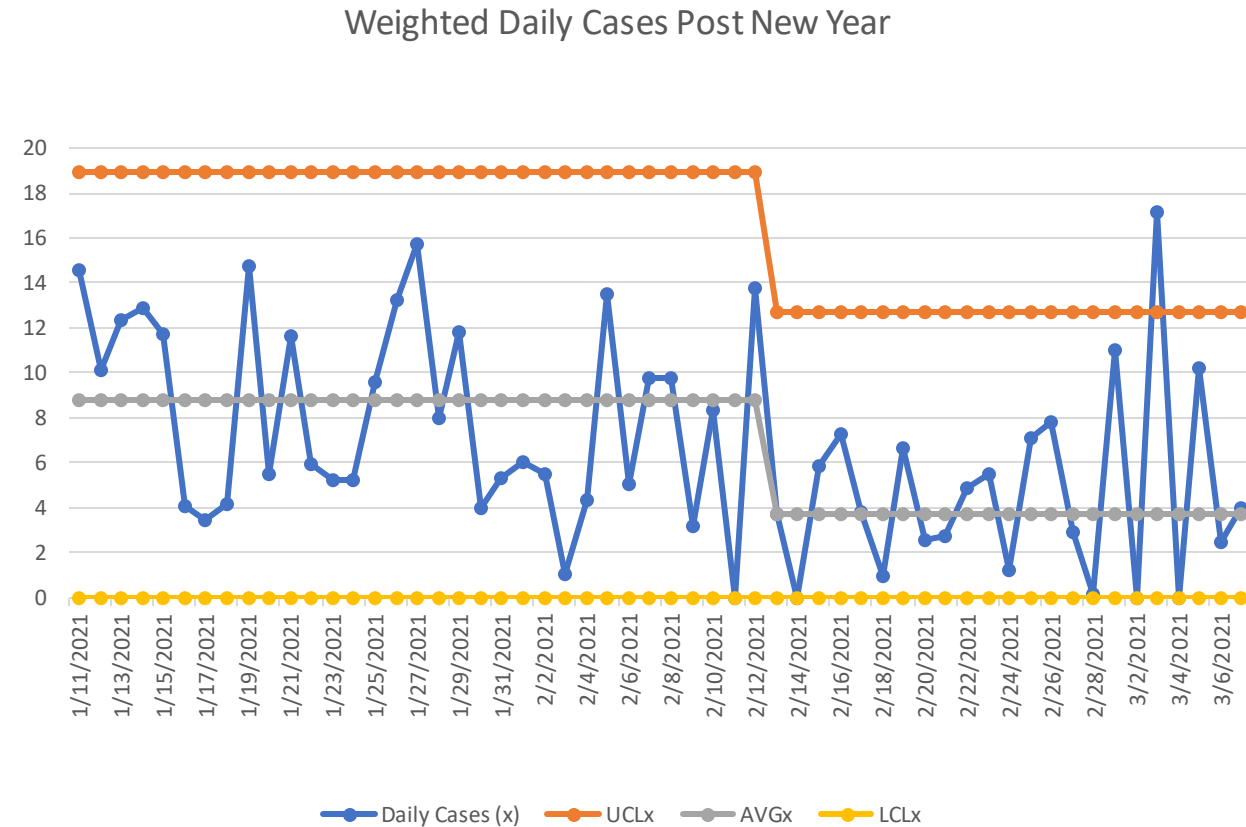


UNITING TALENT & PASSION



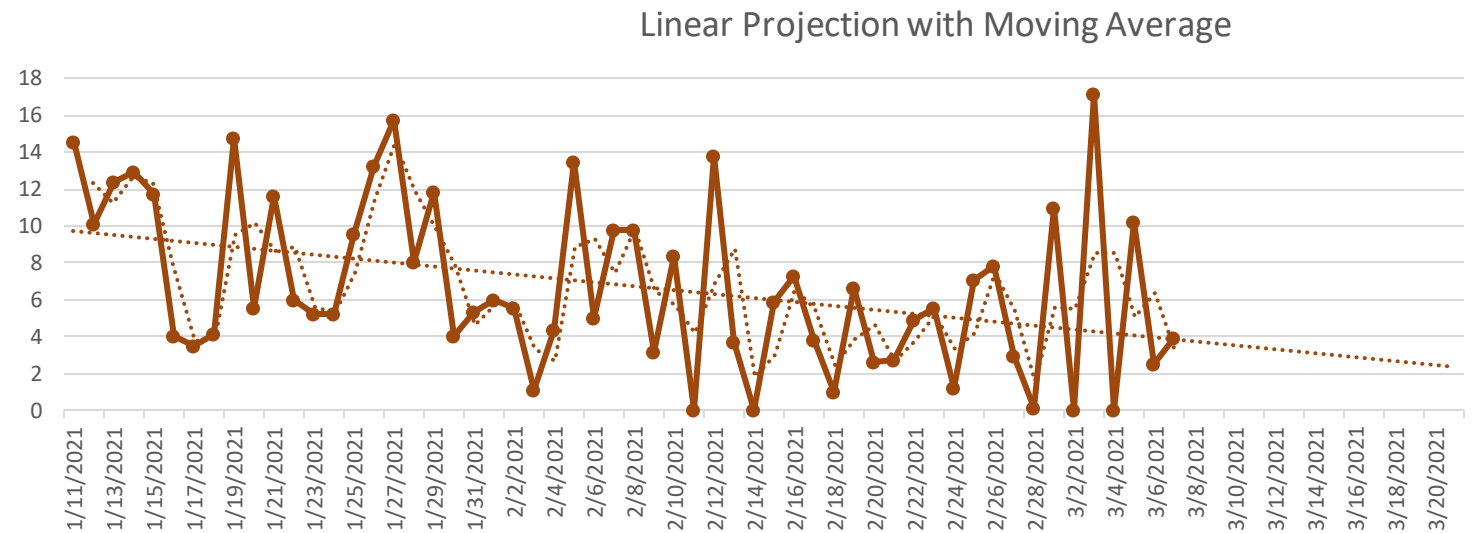
Daily Cases Reported in the Region

- There were reporting problems that resulted in wide fluctuations of daily reported cases during the 28 February through 5 March time period.
- The number of daily reported cases still falls within the control limits with an average of 3.73 cases per day.
- We expect to see the current system remain in control through the end of the month.



Simple Forecast

- There downward trend continues. However, the wide variation in daily reported cases results in a less accurate prediction of the speed at which the trend continues.
- By applying the moving average of the data, we get a more accurate picture that “smoothens” the wide fluctuations.
- The projections show that we could be averaging as low as two cases a day by the next meeting; however, the variation in the data could result in several days well above and well below average.

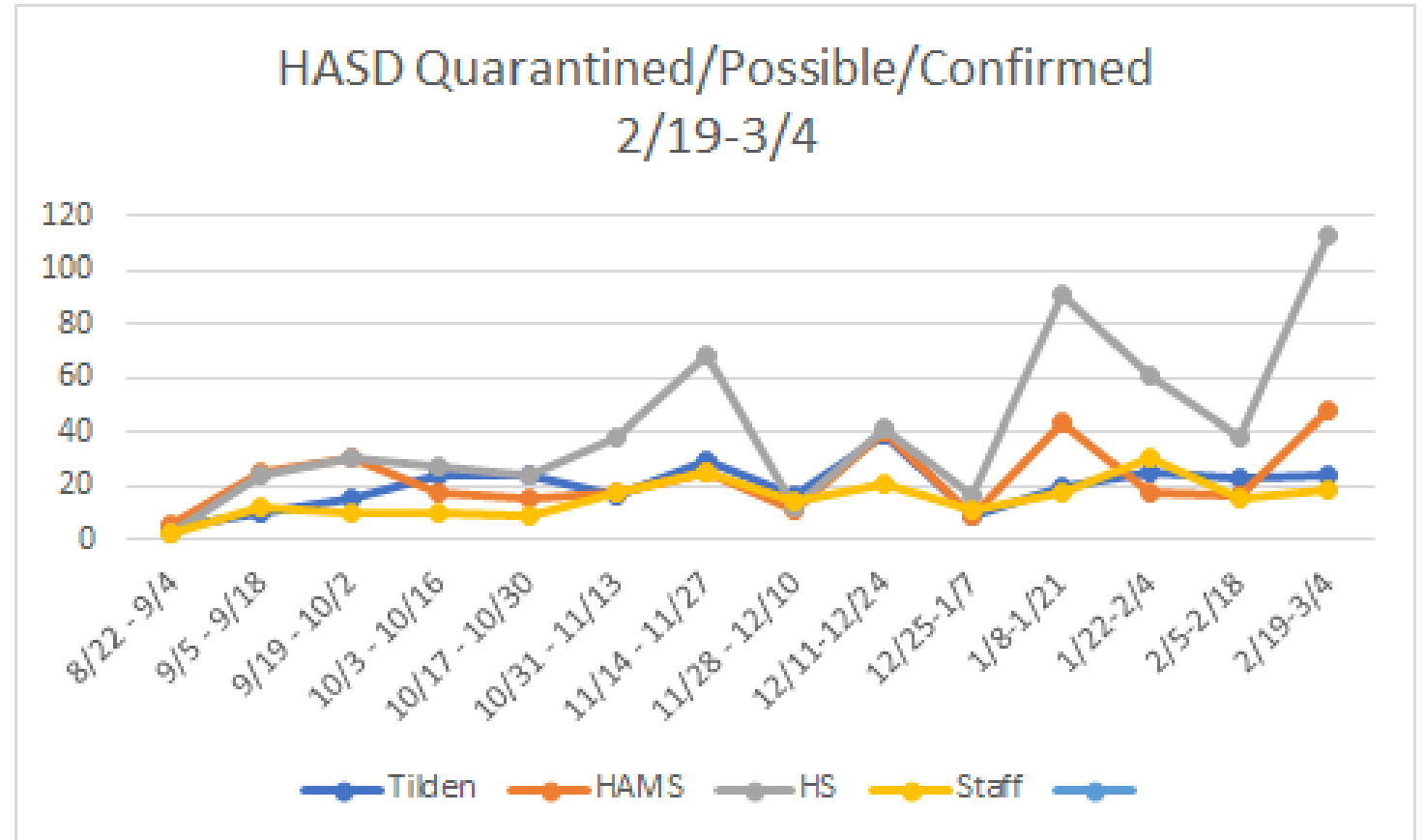


HASD daily attendance rates

		Feb. 19	Feb. 22	Feb. 23	Feb. 24	Feb. 25	Feb. 26	Mar. 1	Mar. 2	Mar. 3	Mar. 4
HS	901 Total	27	0	107	95	116	135	131	109	111	117
	%	96.0%	100.0%	84.3%	86.0%	83.0%	80.2%	80.8%	84.0%	83.7%	82.8%
MS	902 Total	31	40	49	50	45	43	43	44	63	54
	%	93.7%	91.9%	90.0%	89.8%	90.8%	91.2%	91.2%	91.0%	87.2%	89.0%
Perry	904 Total	9	13	19	19	18	23	35	21	19	15
	%	97.3%	96.1%	94.3%	94.3%	94.6%	93.1%	89.5%	93.7%	94.3%	95.5%
Tilden	906 Total	14	38	26	34	30	38	46	35	39	35
	%	97.3%	92.7%	95.0%	93.4%	94.2%	92.7%	91.1%	93.2%	92.5%	93.2%
Total All Buildings		81	91	201	198	209	239	255	209	232	221
%		96.0%	95.5%	90.1%	90.2%	89.7%	88.2%	87.4%	89.7%	88.5%	89.1%
Total Employees		20	20	24	24	31	39	31	29	28	28
%		94%	94%	92%	92%	90%	88%	90%	91%	91%	91%
		Snow Virtual						HS Virtual			

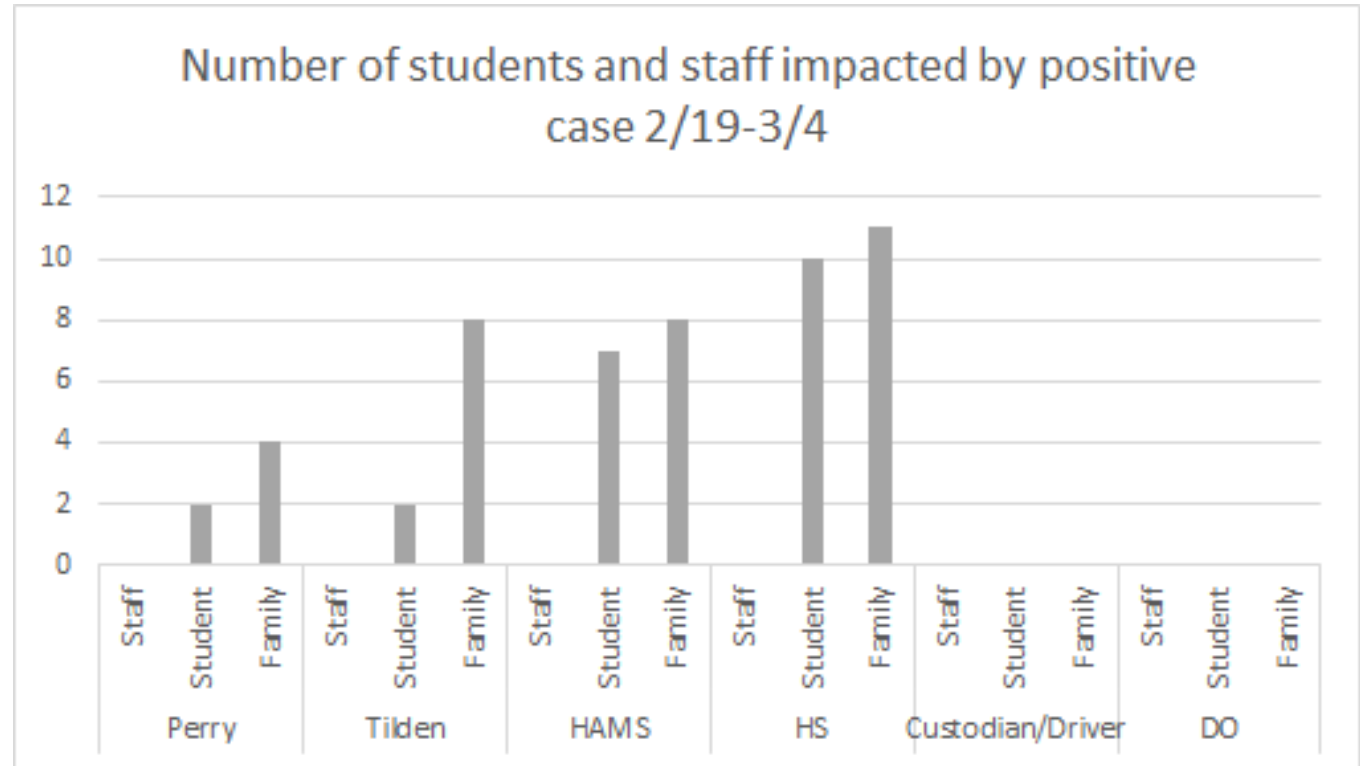
Contact Tracing

- Immediately addressing close contacts.
- 230 cases tracked over the most recent 14-day period. This is an increase of 120 cases from the previous period.
- 31 positive cases were reported for staff and students throughout the district. This is an increase of 25 cases from the previous period. In consultation with PA DOH epidemiology specialists, schools are recommended to remain open.
- Close contact tracing and internal quarantining is essential.
- The HS transitioned to virtual for one day on 3/1/21.
- Tilden and Perry cases traced are plateauing due to quarantining efforts, due to families reporting symptoms or positive cases within the home.



Positive Cases Breakdown

- Department of Health guidance to reduce live learning
 - ≥ 2 cases **within the building** for buildings with less than 500 people (Perry)
 - ≥ 4 cases **within the building** for buildings with greater than 500 people (Tilden, Middle School, High School)
 - Option for DOH request for consultation
- Known Positive Cases in the School since February 5
 - Perry Elementary – 6
 - 2 students / 4 family-Virtual
 - DOH Consultation
 - Tilden Elementary – 10
 - 2 student / 8 family
 - Quarantines Key
 - Middle School – 9
 - 7 student / 8 family
 - 3 towards building count
 - High School – 22
 - 10 student / 11 family
 - DOH consultation – 4 towards building count



KEY CDC mitigation strategies

- 6key mitigation strategies
- **Do not come to work/school if sick or close contact with a positive case.**
 - **Consistent and correct use of masks**
 - **Social distancing to the largest extent possible**
 - **Hand hygiene and respiratory etiquette**
 - **Cleaning and disinfection**
 - **Contact tracing in collaboration with local health department – The graph demonstrates the detailed ability of HASD to track current C19 situations**
 - **PA DOH consultation with epidemiologists**